

JMC Projects (India) Limited

ENGINEERS & CONSTRUCTORS
(A Kalpataru Group Enterprise)

Corporate Office : 6th Floor, Kalpataru Synergy, Opp. Grand Hyatt, Santacruz (East), Mumbai - 400055
Phone : +91-22-3005 1500 • Fax : +91-22-3005 1555 • www.jmcprojects.com



January 10, 2017

Corporate Service Department BSE Limited 25 th Floor, Phiroze Jeejeebhoy Towers, Dalal Street, Mumbai - 400001	The Listing Department National Stock Exchange of India Ltd Exchange Plaza, Plot no. C/1, G Block, Bandra-Kurla Complex, Bandra (E) Mumbai - 400051
Fax No. 022 2272 3121 / 3719	Fax No. 022 2659 8237 / 38 / 8238
Scrip Code: 522263	Trading Symbol: JMCPROJECT – EQ

**Sub: Submission of Shareholding pattern for quarter ended December 31, 2016
pursuant to Reg. 31 of Listing Regulations, 2015**

Dear Sir,

Pursuant to Regulation 31 of the Securities and Exchange Board of India (Listing Obligations and Disclosure Requirements) Regulations, 2015, we are enclosing herewith **Shareholding Pattern for the quarter ended December 31, 2016**.

Kindly acknowledge receipt of the above and take the same on records.

Thanking You,


Yours faithfully,
For **JMC Projects (India) Limited**


Samir Raval
Company Secretary & Compliance Officer



Shareholding Pattern under Regulation 31 of SEBI (Listing Obligations and Disclosure Requirements) Regulations, 2015	
1	Name of Listed Entity: JMC Projects (India) Limited
2	Scrip Code/Name of Scrip/Class of Security: NSE: JMCPROJECT, BSE: 522263
3	Share Holding Pattern Filled under: Reg. 31(1)(a)/Reg. 31(1)(b)/Reg. 31(1)(c)
	a. If under 31(1)(b) then indicate the report for Quarter ending Dec-16
	b. If under 31(1)(c) then indicate date of allotment/extinguishment Not Applicable
4	Declaration: The Listed entity is required to submit the following declaration to the extent of submission of information:-
	Sl. No. Particulars Yes / No
	1 Whether the Listed Entity has issued any partly paid up shares? No
	2 Whether the Listed Entity has issued any Convertible Securities or Warrants? No
	3 Whether the Listed Entity has any shares against which depository receipts are issued? No
	4 Whether the Listed Entity has any shares in locked-in? No
	5 Whether any shares held by promoters are pledge or otherwise encumbered? No
5	The tabular format for disclosure of holding of specified securities is as follows: Enclosed as Table I - IV

For JMC Projects (India) Limited



Samir Raval

Company Secretary & Compliance Officer

January 10, 2017
Mumbai



Table I - Summary Statement holding of specified securities

Category	Category of shareholder	Number of shareholders	No. of fully paid up equity shares held	No. of Partly paid-up equity shares held	No. of shares underlying Depository Receipts	Total nos. shares held	Shareholding as a % of total no. of shares (calculated as per SCRR, 1957)	Number of Voting Rights held in each class of securities			No. of Shares Underlying Outstanding convertible securities (including Warrants)	Shareholding as a % assuming full conversion of convertible securities (as a percentage of diluted share capital)	Number of Locked in shares		Number of Shares pledged or otherwise encumbered	Number of equity shares held in dematerialised form
								No of Voting Rights Class: Equity	Total (A+B+C)	Total as a % of (A+B+C)			No. (a)	As a % of total Shares held(b)		
(I)	(ii)	(iii)	(iv)	(v)	(vi)	(vii) = (iv)+(v)+(vi)	(viii) As a % of (A+B+C2)	(ix)	(x)	(xi) = (vii)+(x) As a % of (A+B+C2)	(xii)	(xiii)	(xiv)			
(A)	Promoter & Promoter Group	1	22,562,881	-	-	22,562,881	67.1894	22,562,881	67.1894	67.1894	-	-	-	-	22,562,881	
(B)	Public	10,148	11,018,153	-	-	11,018,153	32.8106	11,018,153	32.8106	32.8106	-	NA	NA	NA	10,900,752	
(C)	Non Promoter - Non Public	-	-	-	-	-	NA	-	-	-	-	NA	NA	NA	-	
(C1)	Shares Underlying DRs	-	-	-	-	-	-	-	-	-	-	NA	NA	NA	-	
(C2)	Shares Held By Employee Trust	-	-	-	-	-	-	-	-	-	-	NA	NA	NA	-	
	Total	10,149	33,581,034	-	-	33,581,034	100.00	33,581,034	100.00	100.00	-	-	-	-	33,463,633	

Table II - Statement showing shareholding pattern of the Promoter and Promoter Group

Category	Category & Name of shareholders	PAN	Nos. of shareholders	No. of fully paid up equity shares held	No. of Partly paid-up equity shares held	No. of shares underlying Depository Receipts	Total nos. shares held	Shareholding as a % of total no. of shares (calculated as per SCRR, 1957)	(vii) = (iv)+(v)+(vi)	(viii) As a % of (A+B+C2)	No. of Voting Rights Class: Equity	Total as a % of Voting Rights	No. of Shares Underlying Outstanding convertible securities (including Warrants)	(xi) = (vii)+(x) As a % of (A+B+C2)	Number of Locked in shares	Number of Shares pledged or otherwise encumbered	Number of equity shares held in dematerialised form
1	Indian Individuals / Hindu Undivided Family		-	-	-	-	-	-	-	-	-	-	-	-	-	-	-
(a)	Central Government / State Government(s)		-	-	-	-	-	-	-	-	-	-	-	-	-	-	-
(b)	Financial Institutions / Banks		-	-	-	-	-	-	-	-	-	-	-	-	-	-	-
(c)	Any Other (Specify)		-	-	-	-	-	-	-	-	-	-	-	-	-	-	-
(d)	Bodies Corporate		1	22,562,881	-	22,562,881	67.1894	22,562,881	67.1894	22,562,881	67.1894	67.1894	-	-	-	-	22,562,881
	Kaipataru Power Transmission Limited	AAACR387R	1	22,562,881	-	22,562,881	67.1894	22,562,881	67.1894	22,562,881	67.1894	67.1894	-	-	-	-	22,562,881
	Sub Total (A)[1]		1	22,562,881	-	22,562,881	67.1894	22,562,881	67.1894	22,562,881	67.1894	67.1894	-	-	-	-	22,562,881
2	Foreign		-	-	-	-	-	-	-	-	-	-	-	-	-	-	-
(a)	Individuals (Non-Resident Individuals / Foreign Individuals)		-	-	-	-	-	-	-	-	-	-	-	-	-	-	0
(b)	Government		-	-	-	-	-	-	-	-	-	-	-	-	-	-	0
(c)	Institutions		-	-	-	-	-	-	-	-	-	-	-	-	-	-	0
(d)	Foreign Portfolio Investor		-	-	-	-	-	-	-	-	-	-	-	-	-	-	0
(e)	Any Other (Specify)		-	-	-	-	-	-	-	-	-	-	-	-	-	-	0
	Sub Total (A)[2]		-	-	-	-	-	-	-	-	-	-	-	-	-	-	0
	Total Shareholding Of Promoter And Promoter Group (A) = (A)[1]+(A)[2]		1	22,562,881	-	22,562,881	67.1894	22,562,881	67.1894	22,562,881	67.1894	67.1894	-	-	-	-	22,562,881

Details of Shares which remain unclaimed may be given here along with details such as number of shareholders, outstanding shares held in demat/unclaimed suspense account, voting rights which are frozen etc.: Nil
 Note: 1. The term "Encumbrance" has the same meaning as assigned under regulation 28(3) of SEBI (Substantial Acquisition of Shares and Takeovers) Regulations, 2011.




Table III - Statement showing shareholding pattern of the Public shareholder																	
Category	Category & Name of shareholders	PAN	Nos. of shareholders	No. of fully paid up equity shares held	No. of Partly paid up equity shares held	No. of shares underlying Depository Receipts	Total nos. shares held	Shareholding % (calculated as per SCRR, 1957)	Number of Voting Rights held in each class of securities			No. of Shares Underlying convertible securities (including Warrants)	Shareholding, as a % assuming full conversion of convertible securities (as a percentage of diluted share capital)	Number of Locked in Shares held(b)	Number of Shares pledged or otherwise held(b) (Not Applicable)	As a % of total Shares held(b) (Applicable)	Number of equity shares held in dematerialised form
									No. of Voting Rights Class: Equity	Class: -	Total						
	(i)	(ii)	(iii)	(iv)	(v)	(vi)	(vii) = (iv)+(v)+(vi)	(viii) As a % of (A+B+C2)	(ix)			(x)	(xi) = (viii)+(x) As a % of (A+B+C2)	(xii)	(xiii)	(xiv)	
1	Institutions																
(a)	Mutual Fund		5	3,018,776	-	-	3,018,776	8.9895	3,018,776	-	8,9895	-	8.9895	-	NA	-	3,018,176
	HDFC Trustee Company Limited - HDFC Infrastructure Fund	AAATH1809A	1	1,514,397	-	-	1,514,397	4.5097	-	-	4,5097	-	4.5097	-	NA	-	1,514,397
	HDFC Trustee Company Limited - HDFC Prudence Fund	AAATH1809A	1	1,117,285	-	-	1,117,285	3.3271	-	-	3,3271	-	3.3271	-	NA	-	1,117,285
(b)	Venture Capital Funds		-	-	-	-	-	-	-	-	-	-	-	-	NA	-	-
(c)	Alternate Investment Funds		-	-	-	-	-	-	-	-	-	-	-	-	NA	-	-
(d)	Foreign Venture Capital Investors		-	-	-	-	-	-	-	-	-	-	-	-	NA	-	-
(e)	Foreign Portfolio Investor		2	197,320	-	-	197,320	0.5876	-	-	197,320	-	0.5876	-	NA	-	197,320
(f)	Financial Institutions / Banks		2	9,183	-	-	9,183	0.0273	-	-	9,183	-	0.0273	-	NA	-	9,183
(g)	Insurance Companies		-	-	-	-	-	-	-	-	-	-	-	-	NA	-	-
(h)	Provident Funds/ Pension Funds		-	-	-	-	-	-	-	-	-	-	-	-	NA	-	-
(i)	Any Other (Specify)		-	-	-	-	-	-	-	-	-	-	-	-	NA	-	-
	Sub Total (B)(1)		9	3,225,279	-	-	3,225,279	9.6045	-	-	3,225,279	-	9.6045	-	NA	-	3,224,679
2	Central Government/ State Government(s)/ President of India		-	-	-	-	-	-	-	-	-	-	-	-	NA	-	-
	Sub Total (B)(2)		-	-	-	-	-	-	-	-	-	-	-	-	NA	-	-
3	Non-Institutions																
(a)	Individuals																
	i. Individual shareholders holding nominal share capital up to Rs. 2 lakhs.		9,159	3,901,564	-	-	3,901,564	11.6184	-	-	3,901,564	-	11.6184	-	NA	-	3,787,614
	ii. Individual shareholders holding nominal share capital in excess of Rs. 2 lakhs.		24	1,406,294	-	-	1,406,294	4.1878	-	-	1,406,294	-	4.1878	-	NA	-	1,406,294
(b)	NBFCs registered with RBI		-	-	-	-	-	-	-	-	-	-	-	-	NA	-	-
(c)	Employee Trusts		-	-	-	-	-	-	-	-	-	-	-	-	NA	-	-
(d)	Overseas Depositories (holding DRs) (balancing figure)		-	-	-	-	-	-	-	-	-	-	-	-	NA	-	-
(e)	Any Other (Specify)		956	2,485,016	-	-	2,485,016	7.4001	-	-	2,485,016	-	7.4001	-	NA	-	2,482,165
	Trusts		1	2,317	-	-	2,317	0.0069	-	-	2,317	-	0.0069	-	NA	-	2,317
	Hindu Undivided Family		329	243,660	-	-	243,660	0.7256	-	-	243,660	-	0.7256	-	NA	-	243,660
	Non Resident Indians (Non Repat)		58	208,147	-	-	208,147	0.6198	-	-	208,147	-	0.6198	-	NA	-	208,097
	Non Resident Indians (Repatriate)		145	643,159	-	-	643,159	1.9152	-	-	643,159	-	1.9152	-	NA	-	643,159
	Dr. Sanjeev Arora	AAAPR137C	1	467,515	-	-	467,515	1.3922	-	-	467,515	-	1.3922	-	NA	-	467,515
	Clearing Member		135	235,919	-	-	235,919	0.7025	-	-	235,919	-	0.7025	-	NA	-	235,919
	Bodies Corporate		288	1,151,814	-	-	1,151,814	3.4300	-	-	1,151,814	-	3.4300	-	NA	-	1,149,013
	Sub Total (B)(3)		10,139	7,792,874	-	-	7,792,874	23.2062	-	-	7,792,874	-	23.2062	-	NA	-	7,676,073
	Total Public Shareholding (B) = (B)(1)+(B)(2)+(B)(3)		10,148	11,018,153	-	-	11,018,153	32.8107	-	-	11,018,153	-	32.8106	-	NA	-	10,900,752
Details of the shareholders acting as persons in Concert including their Shareholding (No. and %): Nil																	
Details of Shares which remain unclaimed may be given here along with details such as number of shareholders, outstanding shares held in demat/unclaimed suspense account, voting rights which are frozen etc.: Nil																	




Table IV - Statement showing shareholding pattern of the Non Promoter- Non Public shareholder

Category	Category & Name of shareholders PAN	Nos. of shareholders	No. of fully paid up equity shares held	No. of Party paid-up equity shares held	No. of shares underlying Depository Receipts	Total nos. shares held	Shareholding % (Calculated as per SCRR, 1957)	Number of Voting Rights held in each class of securities			No. of Shares Underlying Outstanding convertible securities (including Warrants)	Shareholding, as a % assuming full conversion of convertible securities (as a percentage of diluted share capital)	Number of Locked in shares		Number of Shares pledged or otherwise held(b) (Not Applicable)	Number of equity shares held in dematerialised form (Not Applicable)
								No of Voting Rights Class: Equity	Total	Total as a % of Voting Rights			No. (a)	As a % of total Shares held(b)		
	(i)	(ii)	(iii)	(iv)	(v)	(vi)	(vii) = (iv)+(v)+(vi)	(viii) As a % of (A+B+C2)	(ix)	(x)	(xi) = (vii)+(x) As a % of (A+B+C2)	(xii)	(xiii)	(xiv)		
1	Custodian/DR Holder		-	-	-	-	-	-	-	-	-	-	-	-	-	-
2	Employee Benefit Trust (under SEBI (Share based Employee Benefit) Regulations, 2014)		-	-	-	-	-	-	-	-	-	-	-	-	-	-
	Total Non-Promoter- Non Public Shareholding (C) = (C1)+(C2)		-	-	-	-	-	-	-	-	-	-	-	-	-	-



For JMC Projects (India) Limited
 Samir Raval
 Company Secretary & Compliance Officer

January 10, 2017
 Mumbai